



Standard:

- n Comply with ANSI/EIA RS-310-D、IEC297-2、DIN41494；PART1、DIN41494；PART7 Standard;

Feature:

- n Welded frame with high intensity
- n 19" standard installation with adjustable dimension
- n Exquisite design with precision measurement and craftsmanship
- n High-density vented front door (patent) & rear door enable equipment protection, ventilation and reliable operation, with turning angle above 120 degrees and ventilation rate above 71.2%.
- n Bottom with cable entrance, optional cover to close.
- n Side doors with locks for protection
- n Advanced moon-shaped lock
- n Various optional accessories

Loading capacity:

- n Static loading: 1000KG

Degree of protection:

- n IP20

Main material:


- n SPCC cold rolled steel
- n Thickness of Steel: mounting profile: 2.0mm; tray: 2.0mm; mounting angle: 1.5mm; others: 1.2mm

Surface finish:

- n Frame: degreasing, pickling, phosphoric, dip-coat primed, powder coat
- n Others: degreasing, pickling, phosphoric, powder coat



Advanced moon shaped lock



Mounting profile with U mark



Single-section door



Double-section rear door

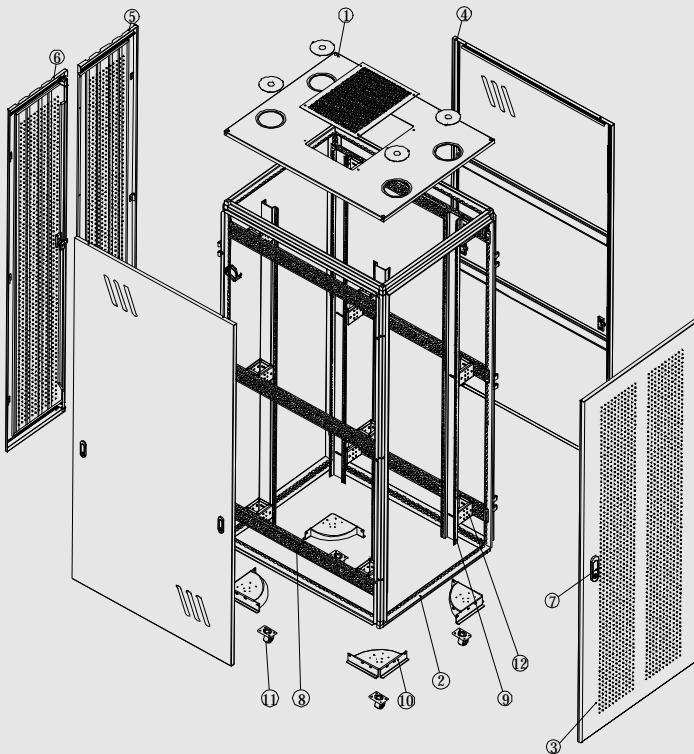


Metal cable ring installed on the mounting profile



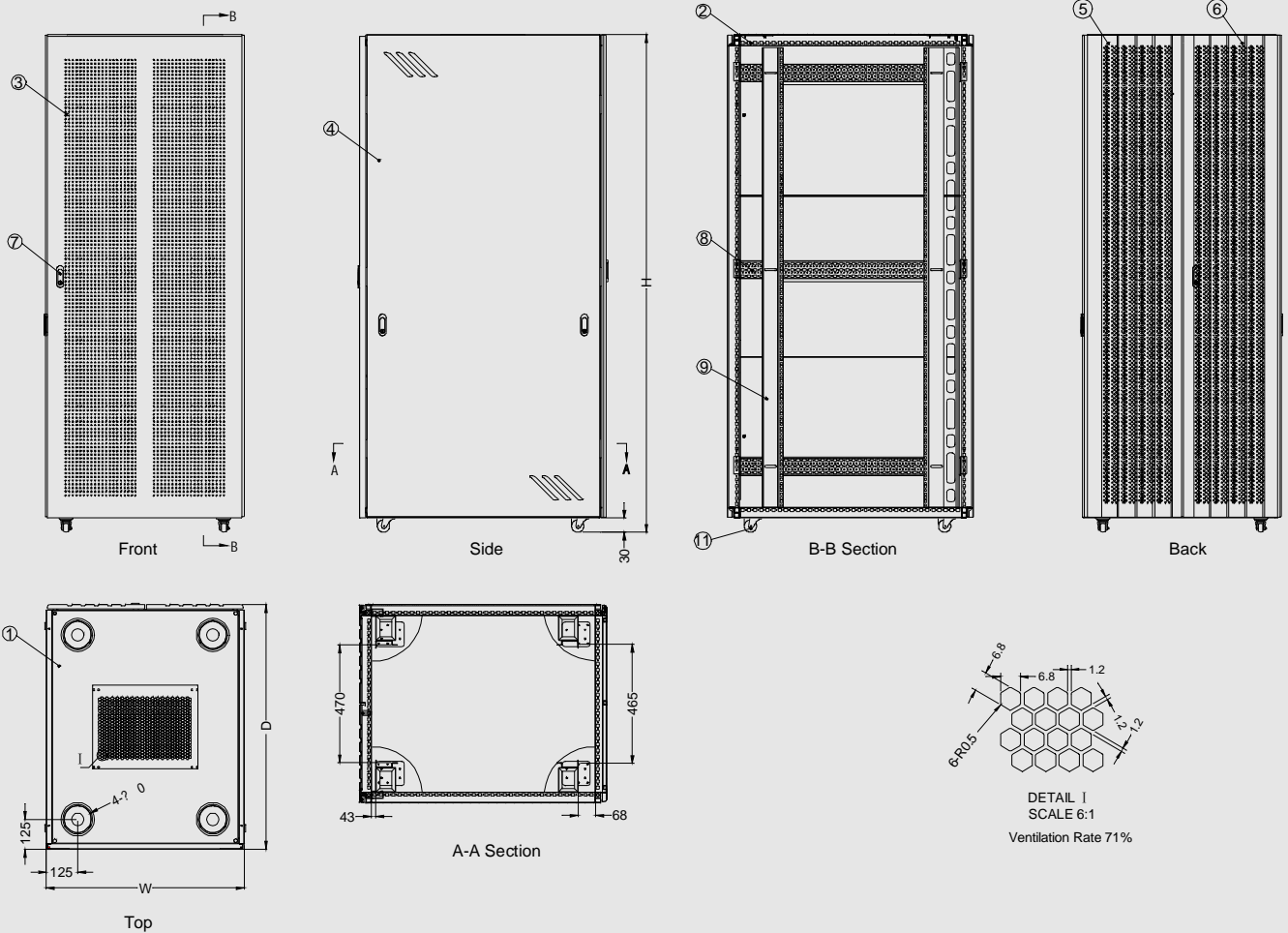
Welded frame with strong structure

Main structure



1. Top cover
2. Frame
3. Front door
4. Side panel
5. Left rear door
6. Right rear door
7. Advanced moon-shape lock
8. Mounting angle
9. Mounting profile
10. Tray
11. Heavy duty castor
12. Spacer (optional)

Main dimension



K3 Server Cabinets

Main parts:

S/N	Specification	Quantity	Unit	Material	Surface finish	Remark
1	Top cover	1	Piece	SPCC Cold rolled steel t1.2	Powder coated	---
2	Frame	1	Set	SPCC Cold rolled steel t1.5	Powder coated	---
3	Front door	1	Piece	SPCC Cold rolled steel t1.2	Powder coated	Single section vented door
4	Side panel	2	Piece	SPCC Cold rolled steel t1.2	Powder coated	Steel door with lock
5	Left rear door	1	Piece	SPCC Cold rolled steel t1.2	Powder coated	Vented door
6	Right rear door	1	Piece	SPCC Cold rolled steel t1.2	Powder coated	Vented door
7	Advanced moon-shape lock	4	Piece	---	---	With 8 keys
8	Mounting angle ^①	4	Piece	SPCC Cold rolled steel t1.5	Blue zine	---
9	Mounting profile	4	Piece	SPCC Cold rolled steel t2.0	Blue zine	---
10	Tray	4	Piece	SPCC Cold rolled steel t2.0	Powder coated	---
11	2" heavy duty castor	4	Piece	---	---	---
12	Spacer ^②	8/12	Piece	Steel	Powder coated	Only for 800mm width KD
13	M12 adjustable feet	4	Piece	Steel	Black	---
14	Metal cable ring	6	Piece	Steel	Powder coated	---

Remark: ①Width 600mm and lower 32U cabinets with 2pcs mounting angles, width 800mm and above 32U cabinets with 6pcs mounting angles
Width 800mm and lower 32U (including 32U) cabinets with 4pcs mounting angles
②Width 800mm and above 32U cabinets with 12 space.

Specification:

Model No.	Capacity (U)	Width (without side panel) (mm)	Depth (mm)	Height (mm)	Packing Dimension W*D*H	Volume (CBM)
K3.6622.90■■■	22	600	600	1099	640*670*1120	0.4802
K3.6822.90■■■			800		640*870*1120	0.6326
K3.6022.90■■■			1000		640*1070*1120	0.7670
K3.6627.90■■■	27	600	600	1349	640*670*1370	0.5875
K3.6827.90■■■			800		640*870*1370	0.7628
K3.6027.90■■■			1000		640*1070*1370	0.9381
K3.6632.90■■■	32	600	600	1549	640*670*1570	0.6732
K3.6832.90■■■			800		640*870*1570	0.8741
K3.6032.90■■■			1000		640*1070*1570	1.0751
K3.6637.90■■■	37	600	600	1774	640*670*1795	0.7697
K3.6837.90■■■			800		640*870*1795	0.9995
K3.6037.90■■■			1000		640*1070*1795	1.2292
K3.6642.90■■■	42	600	600	1999	640*670*2020	0.8662
K3.6842.90■■■			800		640*870*2020	1.1247
K3.6042.90■■■			1000		640*1070*2020	1.3832
K3.6242.90■■■		1200	640*1270*2020		1.6419	
K3.8642.90■■■		800	600		840*670*2020	1.1369
K3.8842.90■■■			800		840*870*2020	1.4762
K3.8042.90■■■	1000		840*1070*2020	1.8156		
K3.6647.90■■■	47	600	600	2221	640*670*2240	0.9605
K3.6847.90■■■			800		640*870*2240	1.2472
K3.6047.90■■■			1000		640*1070*2240	1.5340

Definition of Color:

Model No.	Color	
K3.■■■■■■■■01	RAL9004	black
K3.■■■■■■■■00	RAL7035	gray

Color:

RAL9004	RAL7035
